













TOOLS AND FUNCTIONALITIES OF PZU ONLINE REPORT 2016

The main menu of the 2015 online report has been designed to ensure quick and intuitive access to selected content of the report. Below you will find the presentation of key functionalities and tools:

Tools and functionalities

<p>Analyzer</p> 	<p>The interactive analyzer enables a comparison of financial results and PZU share prices over the period of last 5 years. By choosing custom categories and time periods, you can display the required information in the form of a table, line chart or bar chart. Selected financial data may be saved in the XLS format.</p>
<p>Interactive share chart</p> 	<p>Interactive PZU stock prices compared to the performance of the key Warsaw Stock Exchange indices. The tool supports stock price analysis in technical terms (Volume, Momentum, RSI, ROC, MACD, Stochastic, Bollinger band) and in fundamental terms (corporate events affecting the stock price or dividend payments). "Interactive stock prices" is also an intuitive archive of periodic reports, Shareholder Meetings or video recordings (broadcasts of conferences reporting results as well as marketing and CSR video clips).</p>
<p>Download center (footer)</p>	<p>Download center supports downloading of the entire content of an online report in the PDF format and numerical data in the XLS format. It is an extensive archive containing a vast collection of materials about the PZU Group, including among others: presentations, historical reports, videoconferences, recordings of shareholder meetings, CSR reports, Newsletters for individual investors, Factsheets or reports, other market reports on PZU.</p>
<p>Search engine</p> 	<p>Search engine will help you find a word or phrase quickly.</p>
<p>Data and print center</p>  	<p>Functionalities from this tab allow you to add the specific report content to browser bookmarks, comment on them in the form of personal notes and save and browse a PDF version of the report. With the basket, individual elements and information from the annual report may be gathered in a single place, where they can be used again (e.g. printed) with no need to open the online report again.</p>
<p>Social media</p>    	<p>This functionality lets you publish the currently displayed content of the online report on your social media profile on Facebook, Twitter or Google+.</p>

Language and text

- EN PL Language change
- A A A Text adjustment
-  Contrast adjustment